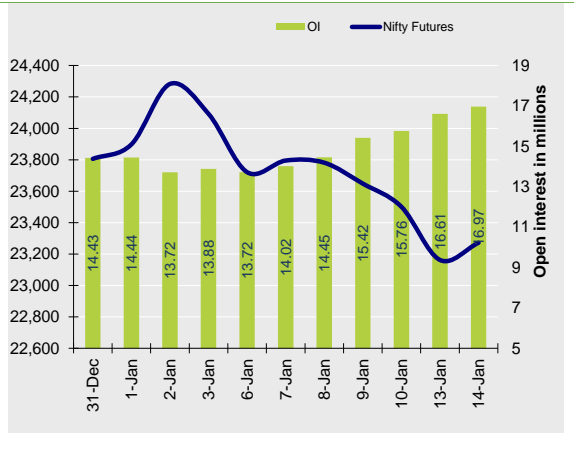


**Nifty Snapshot**

	Close	Prv Cl.	Ab chg	% chg
<b>Spot</b>	23,176.05	23,085.95	90.10	0.39
<b>Futures</b>	23,271.75	23,162.10	109.65	0.47
<b>OI(ml shr)</b>	16.97	16.61	0.36	2.14
<b>Vol (lots)</b>	207552	297053	-89501	-30.13
<b>COC</b>	95.70	76.15	19.55	25.7
<b>PCR-OI</b>	0.86	0.72	0.14	19.8

**Nifty Futures Price v/s OI**



**Institutional Activity in previous trading session**

(in Rs cr.)	Buy	Sell	Net
Index Futures	3409.77	3867.85	-458.08
Index Options	930815.37	907864.08	22951.29
Stock Futures	30958.01	26999.45	3958.56
Stock Options	85997.15	84588.36	1408.79
FII Cash	13,794.14	21,926.40	-8,132.26
DII Cash	17,836.50	9,935.44	7,901.06

**Net FII Activity (in Rs cr.)**

Date	Idx Fut	Stk Fut	Idx Opt	Cash
14-Jan	-458.1	3958.6	22951.3	-8132
13-Jan	-1419.0	2247.3	28047.9	-4893
10-Jan	-1020.3	3867.9	-468.1	-2255
9-Jan	-2186.9	-3452.9	-22612.3	-7171
8-Jan	-1365.7	-2419.3	-23657.4	-3362
7-Jan	-35.3	2403.2	-18112.5	-1491

**Technical Pivot (Intraday):**

	S2	S1	PIVOT	R1	R2
NIFTY	23130	23200	23270	23340	23410
BANKNIFTY	47960	48465	48855	49365	49755

(Price is in Rs; OI is in million units; Price chg and OI chg are in percentage) **NB RESEARCH**

**Fresh Longs seen in:**

Scrip	Price	Price chg	OI	OI Chg
CYIENT	1701.9	1.1	1.3	14.8
GRANULES	586.8	3.0	15.0	10.9
APLAPOLLO	1473.8	3.3	3.8	8.8

**Short Covering seen in:**

Scrip	Price	Price chg	OI	OI Chg
ADANIENSOL	773.2	11.9	5.6	-10.5
FINNIFTY	22856.9	1.6	0.1	-10.1
INDIANB	506.1	6.4	4.1	-9.9

**Fresh Shorts seen in:**

Scrip	Price	Price chg	OI	OI Chg
HCLTECH	1802.2	-8.2	18.1	21.1
PERSISTENT	5887.4	-2.1	1.8	14.3
LALPATHLAB	2817.1	-1.9	1.1	13.3

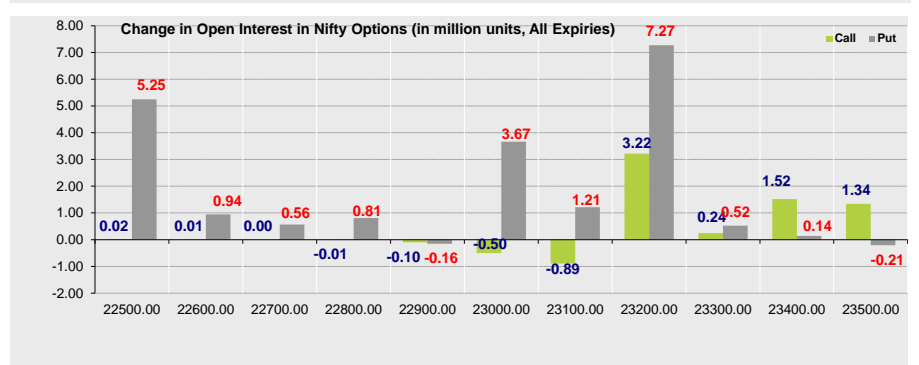
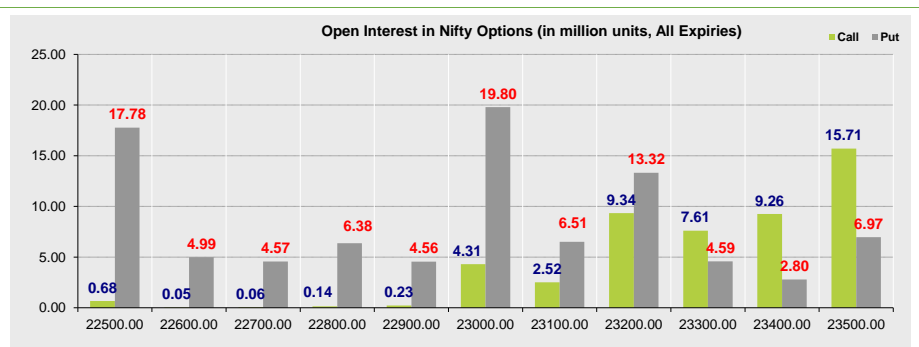
**Long Unwinding seen in:**

Scrip	Price	Price chg	OI	OI Chg
HINDUNILVR	2374.7	-3.2	15.2	-4.3
SRF	2509.7	-0.3	5.5	-0.6
-	-	-	-	-

**Summary**

- Indian markets closed on positive note where buying was mainly seen in Metals, Automobiles, Pharmaceutical Sectors. Nifty Jan Futures closed at 23271.75 (up 109.65 points) at a premium of 95.70 pts to spot.
- FII's were net sellers in Cash to the tune of 8132.26 Cr and were net sellers in index futures to the tune of 458.08 Cr.
- India VIX decreased by 3.29% to close at 15.47 touching an intraday high of 16.00.

**Open Interest in Nifty Options:**



- The above second chart shows previous trading day's change in Nifty options where Addition in OI were seen in 23500, 23400, 23300, 23200 strike Calls and at 23000, 23100, 23200, 23300 strike Puts indicating market is likely to remain range bound in the near term.

- Highest OI build-up is seen at 23500 strike Calls and 23000 strike Puts, to the tune of 15.71mn and 19.80mn respectively.

**Outlook on Nifty:**

**Index is likely to open on a flat note today and is likely to remain range bound during the day.**

NIFTY50 Options OI (CE OI = Resistance) (PE OI = Support)			
Symbol	Highest CE OI	Highest PE OI	CMP
ADANIAPORTS	1200	1200	1123
ADANIANT	2800	2800	2390
ASIANPAINT	2500	2200	2250
AXISBANK	1100	1050	1054
BAJAJ-AUTO	10000	7600	8635
BAJAJFINSV	1700	1700	1724
BAJFINANCE	7500	7200	7370
BHARTIARTL	1640	1600	1603
BPCL	300	250	271
BRITANNIA	4850	4700	4871
CIPLA	1540	1320	1454
COALINDIA	400	400	370
DIVISLAB	6500	5700	5996
DRREDDY	1400	1350	1339
EICHERMOT	5000	5000	5038
GRASIM	2600	2500	2322
HCLTECH	2000	1800	1802
HDFCBANK	1800	1560	1654
HDFCLIFE	640	600	603
HEROMOTOCO	4300	4000	4120
HINDALCO	600	600	593
HINDUNILVR	2500	2360	2375
ICICIBANK	1300	1300	1246
ITC	460	440	439
INDUSINDBK	1000	1100	964

NIFTY50 Options OI (CE OI = Resistance) ( PE OI = Support)			
Symbol	Highest CE OI	Highest PE OI	CMP
INFY	2000	1900	1948
IOC	140	140	127
JSWSTEEL	1000	900	908
KOTAKBANK	1800	1760	1760
LT	3700	3500	3479
LTIM	6000	5000	5744
M&M	3200	3000	3062
MARUTI	12000	11500	11752
NESTLEIND	2300	2200	2215
NTPC	340	300	311
ONGC	275	250	261
POWERGRID	310	290	292
RELIANCE	1300	1200	1241
SBILIFE	1440	1440	1502
SBIN	800	700	751
SUNPHARMA	1920	1700	1779
TATACONSUM	1000	900	964
TATAMOTORS	800	700	774
TATASTEEL	140	135	128
TCS	4300	4000	4177
TECHM	1760	1600	1655
TITAN	3600	3400	3339
ULTRACEMCO	12000	11500	10533
UPL	600	500	543
WIPRO	310	280	293



**Derivative Recommendations:**

Stock Name	Call (Buy/Sell)	Entry price	Targets	Stop Loss	Duration	Status
BIOCON (Bull Call spread)	Buy	9	16	5	Positional	Open
NIFTY Future	Buy	23280	23800	23000	1-2 Days	Open

**FROM THE EQUITY DERIVATIVE DESK:**

**NIRAV HARISH CHHEDA**  
AVP - DERIVATIVES AND TECHNICAL RESEARCH  
E-Mail: [nirav.chheda@nirmalbang.com](mailto:nirav.chheda@nirmalbang.com)  
Tel no: 6273-8199/8000

**AMIT BHUPTANI**  
SNR.DERIVATIVES AND TECHNICAL RESEARCH ANALYST  
E-Mail: [amit.bhuptani@nirmalbang.com](mailto:amit.bhuptani@nirmalbang.com)  
Tel no: 6273-8242/8000

**DISCLOSURES**

Research Reports that are published by Nirmal Bang Securities Private Limited (hereinafter referred to as "NBSPL") are for private circulation only. NBSPL is a registered Research Analyst under SEBI (Research Analyst) Regulations, 2014 having Registration no. INH000001766. NBSPL is also a registered Stock Broker with National Stock Exchange of India Limited, BSE Limited, Metropolitan Stock Exchange of India Limited, Multi Commodity Exchange of India Limited, National Commodity and Derivative Exchange Limited and Indian Commodity Exchange Limited in cash and Equity and Commodities derivatives segments.

NBSPL has other business divisions with independent research teams separated by Chinese walls, and therefore may, at times, have different or contrary views on stocks and markets.

NBSPL or its associates have not been debarred / suspended by SEBI or any other regulatory authority for accessing / dealing in securities Market. NBSPL, its associates or analyst or his relatives do not hold any financial interest (Except Investment) in the subject company. NBSPL or its associates or Analyst do not have any conflict or material conflict of interest at the time of publication of the research report with the subject company. NBSPL or its associates or Analyst or his relatives may or may not hold beneficial ownership of 1% or more in the subject company at the end of the month immediately preceding the date of publication of this research report.

NBSPL or its associates / analyst has not received any compensation / managed or co-managed public offering of securities of the company covered by Analyst during the past twelve months. NBSPL or its associates have not received any compensation or other benefits from the company covered by Analyst or third party in connection with the research report. Analyst has not served as an officer, director or employee of Subject Company. NBSPL / analyst has not been engaged in market making activity of the subject company.

Analyst Certification: The research analysts and authors of these reports, hereby certify that the views expressed in this research report accurately reflects my/our personal views about the subject securities, issuers, products, sectors or industries. It is also certified that no part of the compensation of the analyst(s) was, is, or will be directly or indirectly related to the inclusion of specific recommendations or views in this research. The analyst(s) principally responsible for the preparation of this research report and has taken reasonable care to achieve and maintain independence and objectivity in making any recommendations.

**DISCLAIMER**

This report is for the personal information of the authorized recipient and does not construe to be any investment, legal or taxation advice to you. NBSPL is not soliciting any action based upon it. Nothing in this research shall be construed as a solicitation to buy or sell any security or product, or to engage in or refrain from engaging in any such transaction. In preparing this research, we did not take into account the investment objectives, financial situation and particular needs of the reader.

This research has been prepared for the general use of the clients of NBSPL and must not be copied, either in whole or in part, or distributed or redistributed to any other person in any form. If you are not the intended recipient you must not use or disclose the information in this research in any way. Though disseminated to all the customers simultaneously, not all customers may receive this report at the same time. NBSPL will not treat recipients as customers by virtue of their receiving this report. This report is not directed or intended for distribution to or use by any person or entity resident in a state, country or any jurisdiction, where such distribution, publication, availability or use would be contrary to law, regulation or which would subject NBSPL & its group companies to registration or licensing requirements within such jurisdictions.

The report is based on the information obtained from sources believed to be reliable, but we do not make any representation or warranty that it is accurate, complete or up-to-date and it should not be relied upon as such. We accept no obligation to correct or update the information or opinions in it. NBSPL or any of its affiliates or employees shall not be in any way responsible for any loss or damage that may arise to any person from any inadvertent error in the information contained in this report. NBSPL or any of its affiliates or employees do not provide, at any time, any express or implied warranty of any kind, regarding any matter pertaining to this report, including without limitation the implied warranties of merchantability, fitness for a particular purpose, and non-infringement. The recipients of this report should rely on their own investigations.

This information is subject to change without any prior notice. NBSPL reserves its absolute discretion and right to make or refrain from making modifications and alterations to this statement from time to time. Nevertheless, NBSPL is committed to providing independent and transparent recommendations to its clients, and would be happy to provide information in response to specific client queries.

Before making an investment decision on the basis of this research, the reader needs to consider, with or without the assistance of an adviser, whether the advice is appropriate in light of their particular investment needs, objectives and financial circumstances. There are risks involved in securities trading. The price of securities can and does fluctuate, and an individual security may even become valueless. International investors are reminded of the additional risks inherent in international investments, such as currency fluctuations and international stock market or economic conditions, which may adversely affect the value of the investment. Opinions expressed are subject to change without any notice. Neither the company nor the director or the employees of NBSPL accept any liability whatsoever for any direct, indirect, consequential or other loss arising from any use of this research and/or further communication in relation to this research. Here it may be noted that neither NBSPL, nor its directors, employees, agents or representatives shall be liable for any damages whether direct or indirect, incidental, special or consequential including lost revenue or lost profit that may arise from or in connection with the use of the information contained in this report.

Copyright of this document vests exclusively with NBSPL. Our reports are also available on our website [www.nirmalbang.com](http://www.nirmalbang.com)